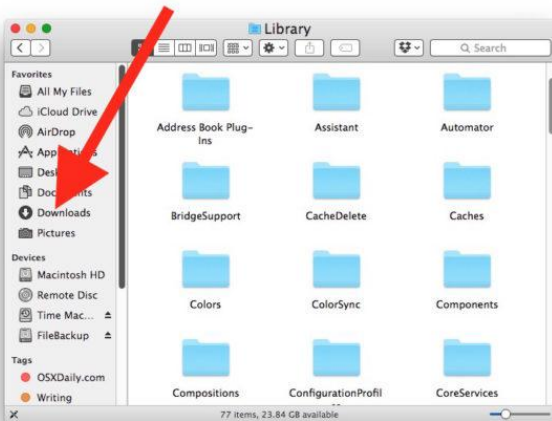
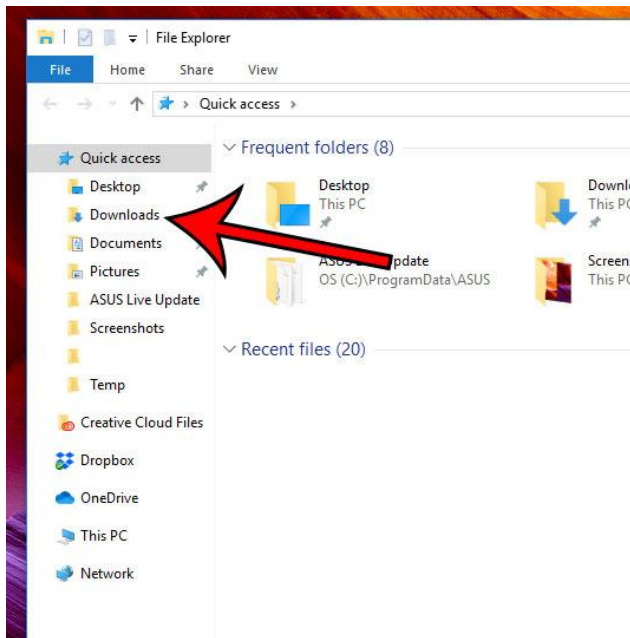



Digital Form Instructions

- Download the forms



- Find the file in your downloads folder. Above is an example of the windows downloads folder and below is an example of the apple downloads folder.

- Double click on the file to open it and proceed to fill out the information. Click on the designated writing lines to begin writing. Double click on the boxes to check them.

- Print the completed form or email it to info@crossroads-pt.com